

# **In-Home Supportive Services (IHSS) Overview & Sustainability**

## **Listening Session**

**October 31, 2019**

*Debbi Thomson,*  
Deputy Director

Adult Programs Division  
California Department of  
Social Services





# IHSS

- Is an entitlement program.
- Serves income-eligible individuals age 65 and older, blind, and/or disabled.
- Affords recipients the ability to remain safely in their own homes/communities in lieu of institutionalization.
- Services are recipient directed. Recipient selects, hires, and manages their care/provider.
- Nearly 70% of providers are family members – unique model to California.

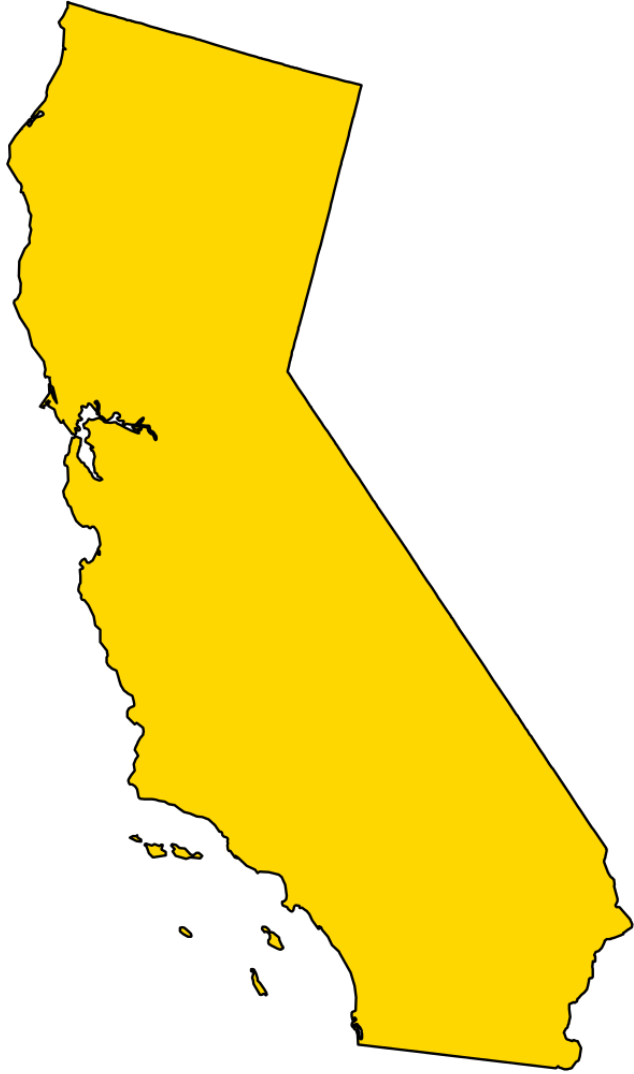
# IHSS Philosophy & Program Purpose

## Philosophy

- Participant-directed
- Recipient-choice
- Independence within home/community

## Purpose

- Enables income-eligible aged, blind, and/or disabled adults and children to remain safely in their homes and communities



# IHSS Partnership

The administration of IHSS includes a complex partnership of the following entities:

- Recipients
- California Department of Social Services (CDSS)
- Counties
- Providers
- County Public Authorities
- Department of Health Care Services (DHCS)
- Program Advocates
- Labor Unions

# Roles and Responsibilities

## The Administration of IHSS:

- **CDSS Oversight**
  - Timesheet Processing Facility
- **County Operations**
  - Social Workers
  - Payroll/ Clerical
- **Recipients**
  - Hire, train, and manage care/providers
- **Providers**
  - Assist recipients in tasks and services to help them live safely in their own homes

# IHSS Budget

- Today:
  - 98% of the IHSS caseload receives federal funding
  - Federally funded programs:
    - Personal Care Services Program (PCSP) and IHSS Plus Option (IPO) receive 50% federal funds
    - Community First Choice Option (CFCO) receives 56% federal funds
  - Less than 2% of the IHSS caseload is state-and-county funded through the IHSS Residual (IHSS-R) program

# IHSS Budget

- The IHSS budget for FY 19-20 is \$13.3 billion:
  - \$8.8 billion federal/county reimbursement
  - \$4.5 billion state general fund

# IHSS Recipients

- IHSS is made up of approximately 610,457 recipients – IHSS recipients represent:
  - 61.7% entered IHSS as disabled
  - 36.8% entered IHSS as aged
  - 1.5% entered IHSS as blind
- Of the 610,457 recipients:
  - Minor Child Cases: 7.5%
  - Protective Supervision Cases: 8.8%



# Program Demographics

(CMIPS Data, September 2019):

## 610,457 IHSS Recipients

- 15.2% are 85 years of age or older
- 40.3% are ages 65-84
- 36.9% are ages 18-64
- 7.5% are ages 0-17



# Programs in IHSS (CMIPS Data, September 2019)

- **Community First Choice Option (CFCO)**
  - 268,738 recipients
- **IHSS Plus Option (IPO)**
  - 15,486 recipients
- **Personal Care Services Program (PCSP)**
  - 311,250 recipients
- **IHSS-Residual (IHSS-R)**
  - 12,978 recipients

# IHSS Providers

IHSS is also made up of approximately 522,551 providers:

## Live-in Providers

- Live-in Providers: 53.8%
- Live-in Relatives: 45.8%

## Relative, Spouse, or Parent Providers:

- Relatives: 69.9%
- Spouse: 4.6%
- Parent: 17.5%




CMIPS Data Download, September 2019



# **IHSS Program Services**

- Personal Care Services
- Domestic and Related Services
- Protective Supervision
- Paramedical Services
- Time-Limited Services

A young woman with brown hair, wearing a blue t-shirt, is smiling warmly. She is leaning forward, supporting an elderly woman who is seated in a wheelchair. The elderly woman has short, light-colored hair and is wearing a blue patterned top. The background is softly blurred, suggesting an indoor setting with natural light.

## **Average Service Hours Received by Recipient**

**107.6 hours of services per month**

- 48.3% - Personal Care Services
- 34.2% - Domestic and Related Services
- 14.4% - Protective Supervision
- 3.1% - Paramedical Services



# Notable IHSS Program Trends

- Growth in population 85 and older
- More female program participants than men
- Average hours per caseload is growing

# Program Growth/Challenges

## ❖ Rapid Growth

- Aging baby boomers
- Medical Advances leading to longer lifespans

## ❖ Caregiver Workforce Demands

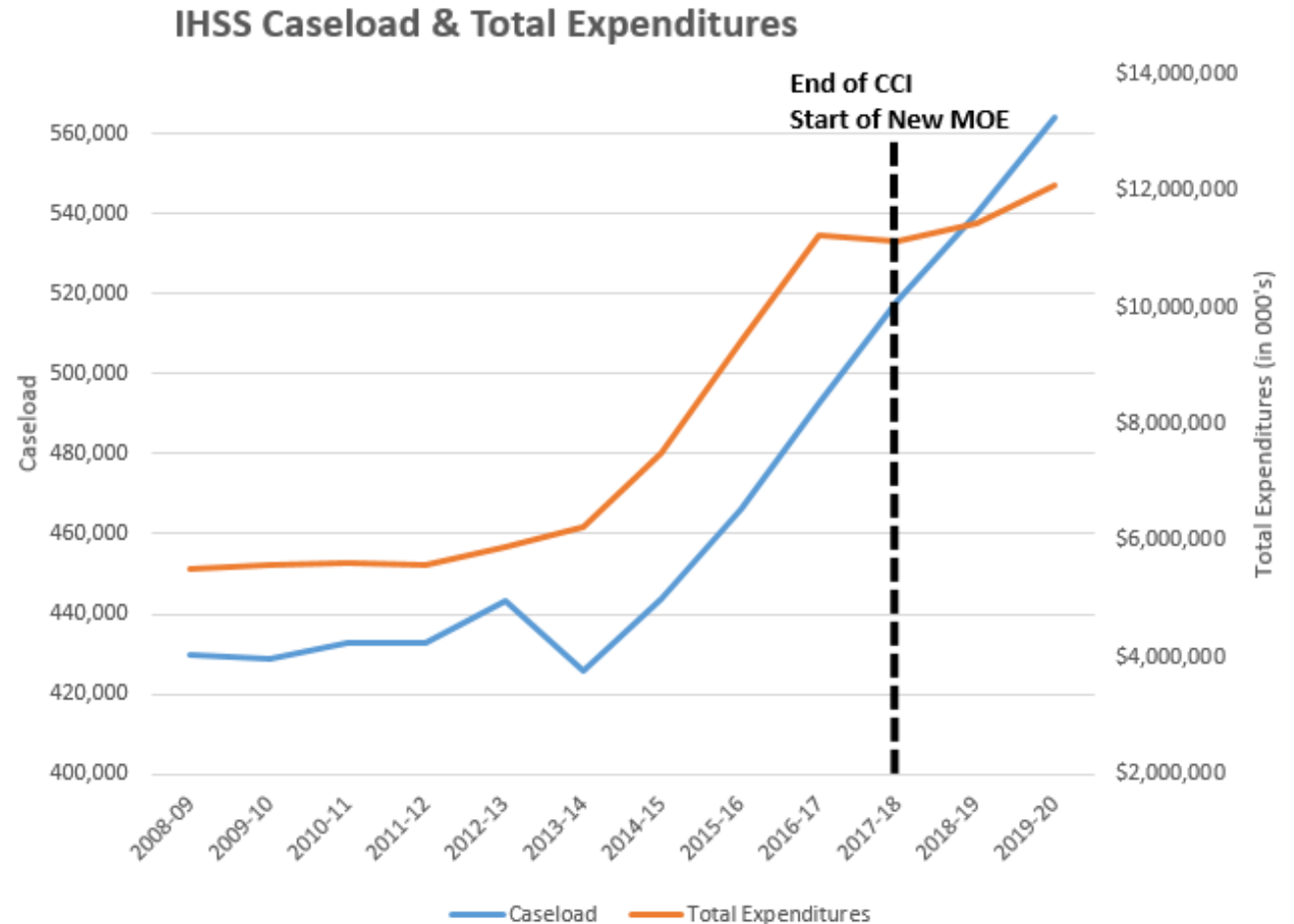
## ❖ Workforce Demands for Program Operations

## ❖ Increasing Costs

- Caseload
- Wages
- Authorized Hours

# Caseload Data

- Caseload for Past 10 Years
- Projected Growth:
  - Caseload
  - Wages
  - Authorized Hours





# The Future of IHSS

# California's Older Adult Population in 20 Years

10.6 Million

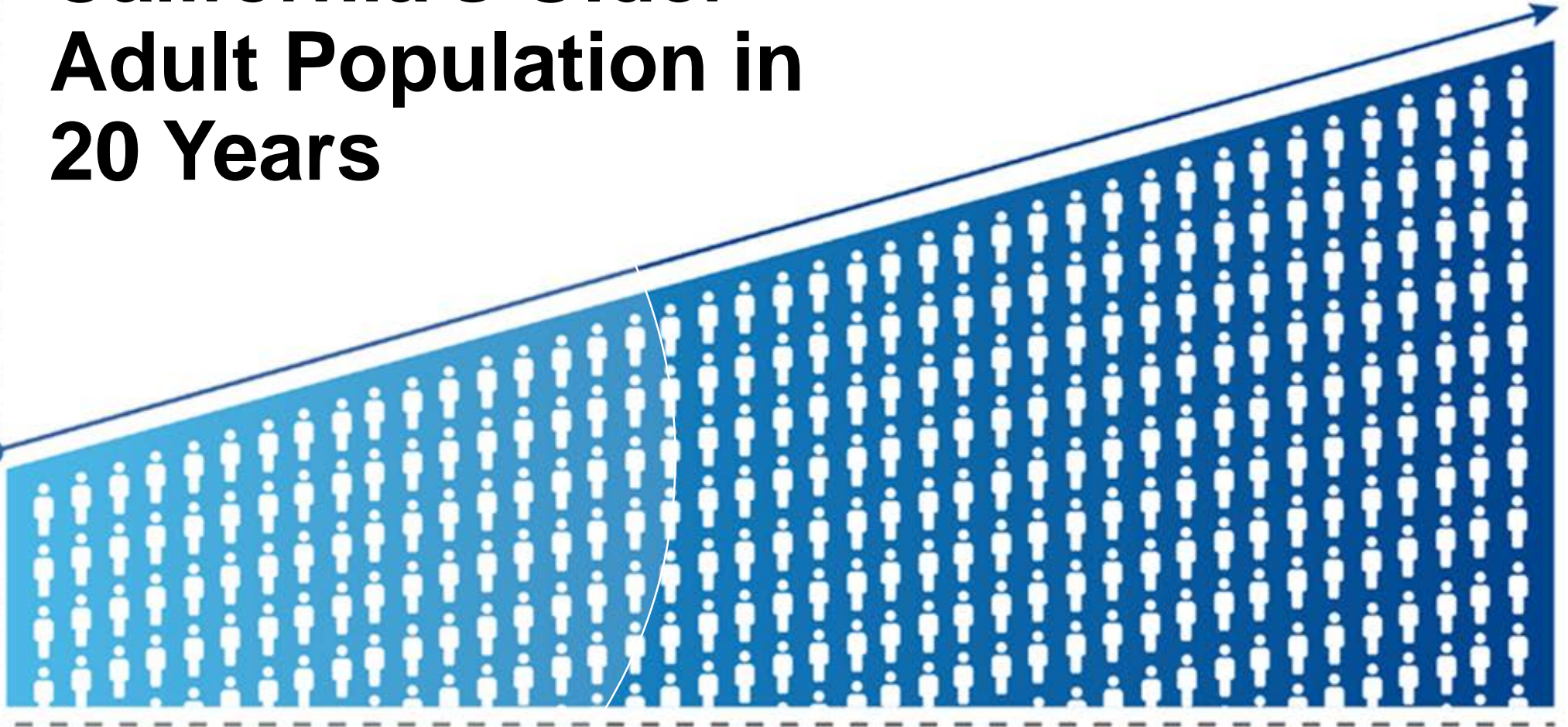
5.7 Million

8M

12M

2017

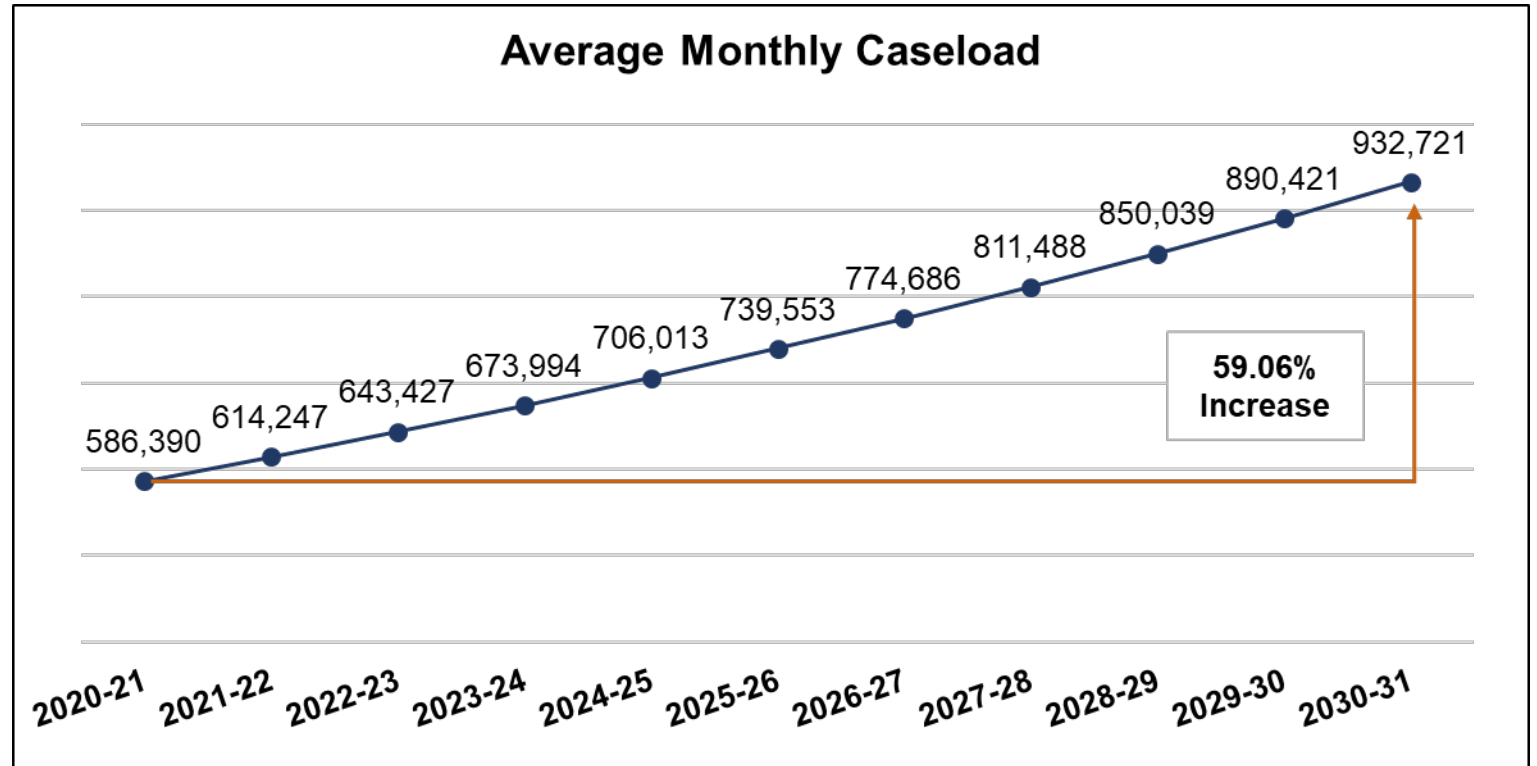
2037



# Projected IHSS Caseload

## 10-year Projection

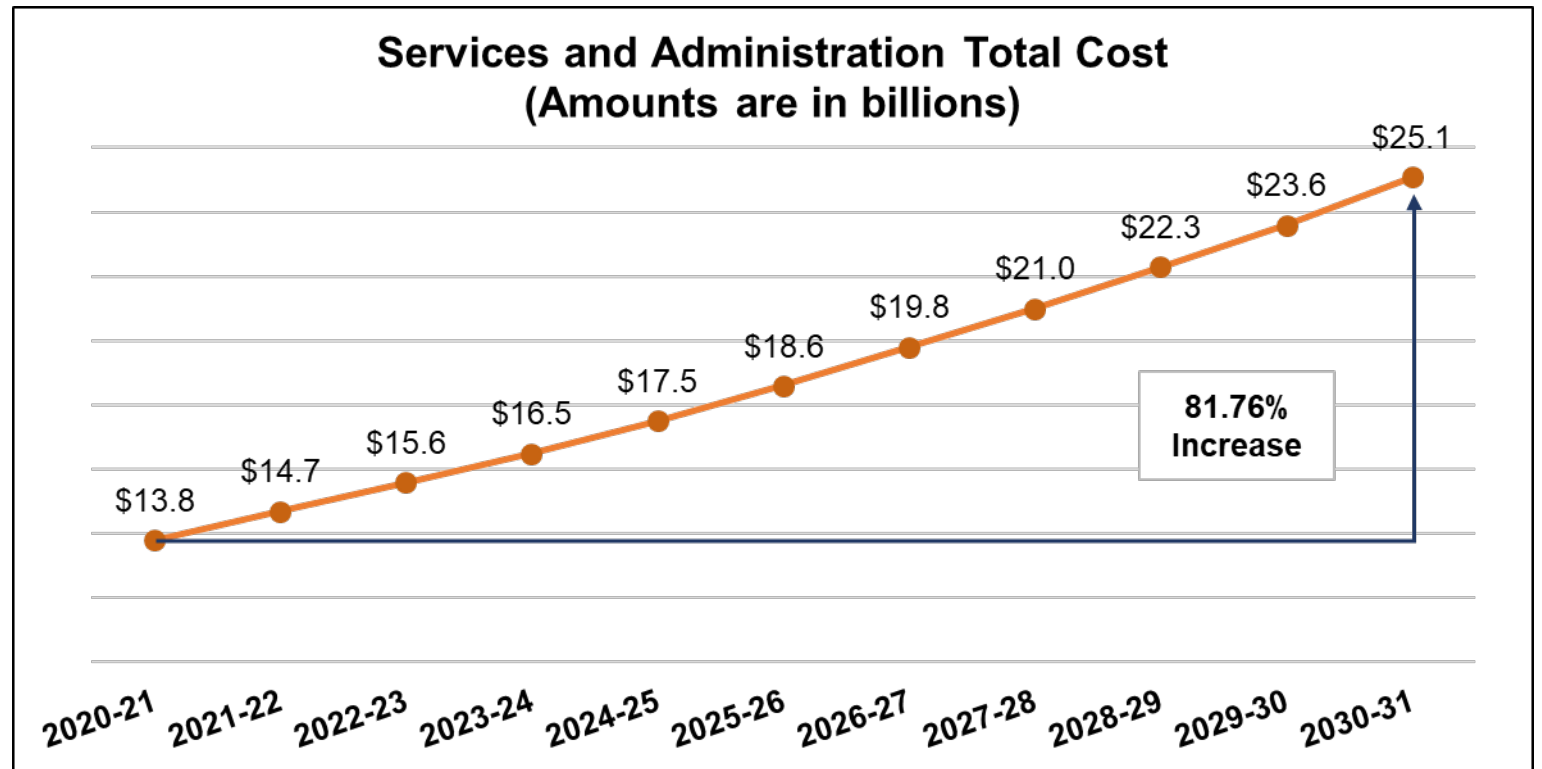
Fiscal Year	Average Monthly Caseload
2020-21	586,390
2021-22	614,247
2022-23	643,427
2023-24	673,994
2024-25	706,013
2025-26	739,553
2026-27	774,686
2027-28	811,488
2028-29	850,039
2029-30	890,421
2030-31	932,721



# Projected IHSS Cost


## 10-year Projection

Fiscal Year	Services and Administration Total Cost (amount are in 000's)
2020-21	\$13,802,985
2021-22	\$14,651,643
2022-23	\$15,552,775
2023-24	\$16,509,638
2024-25	\$17,525,695
2025-26	\$18,604,623
2026-27	\$19,750,330
2027-28	\$20,966,964
2028-29	\$22,258,936
2029-30	\$23,630,930
2030-31	\$25,087,922



# Upcoming IHSS Listening Sessions

- Berkeley: Friday, Nov. 22
- Central Valley: December 2019
- Los Angeles: January 2020
- Northern region: January 2020





# Upcoming Master Plan for Aging Meetings

## **Stakeholder Advisory Committee**

- November 4, 2019
- December 18, 2019
- January 21, 2020
- May 28, 2020

## **Long Term Supports and Services Subcommittee**

- November 12, 2019
- December 4, 2019
- December 5, 2019

## **Research Subcommittee**

- December 10, 2019

# Q&A

